



WELLS SINKWARE
IT'S A WATER THING ...

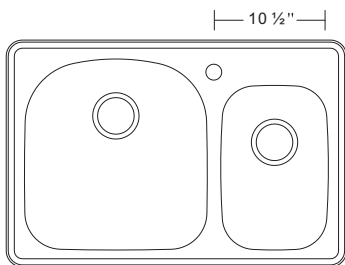


THINK SINKS THINK WENTWORTH

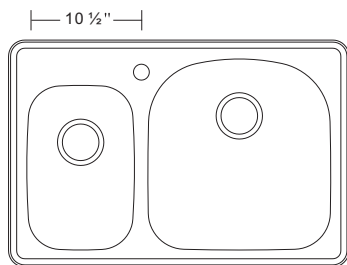
HOLE-PUNCH REQUEST FORM
Please fax to Wells for review and approval
312.850.3422 Fax

1. Model # : _____
2. Number of holes to punch _____ (excluding existing hole)
3. Circle the model number
4. On diagram, mark the position(s) and distance(s) of the hole(s) to be punched
Please note:
 - a. The number above each diagram is the maximum distance a hole can be punched from the existing hole
 - b. A hole can NOT be punched at a corner marked with 'X'
5. **Please sign and date at end of form**

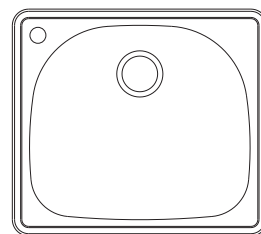
Instructions (as detailed as possible)



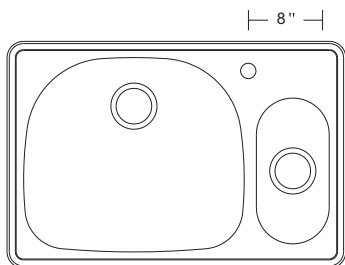
CMT3322-97D (T103)



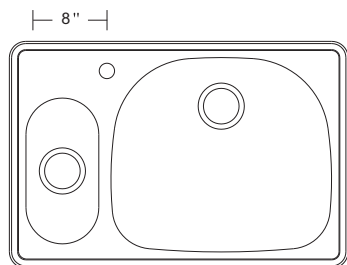
CMT3322-79D (T103A)



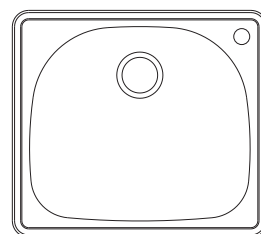
CMT2522-9DL (T104HL)



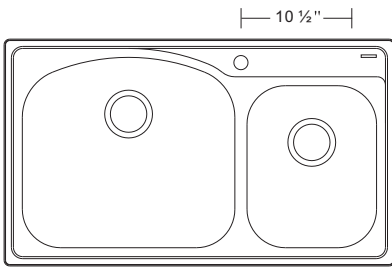
CMT3322-95D (T106)



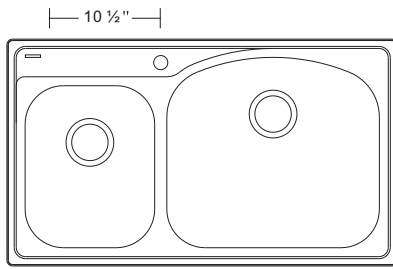
CMT3322-59D (T106A)



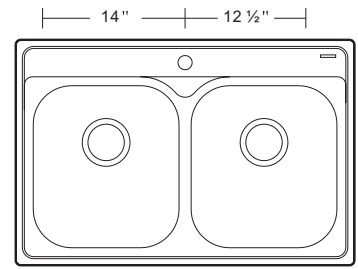
CMT2522-9DR (T104HR)



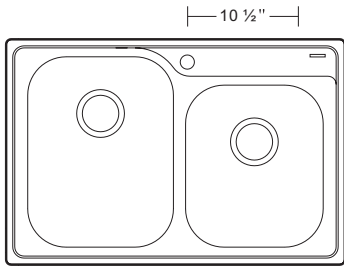
CHT3822-97 (T201)



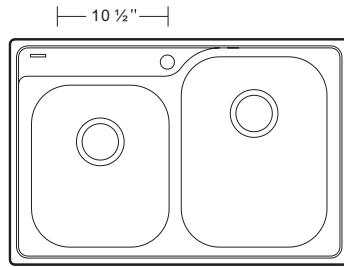
CHT3822-79 (T201A)



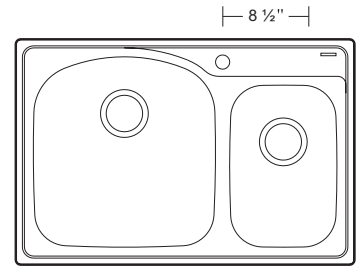
GLT3322-99 (T202)



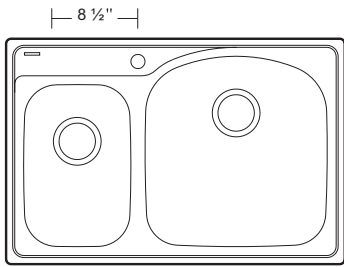
GLT3322-97 (T203)



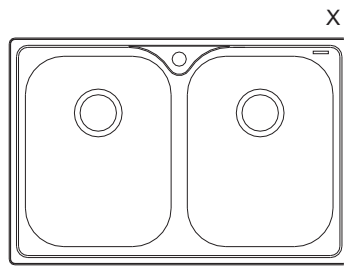
GLT3322-79 (T203A)



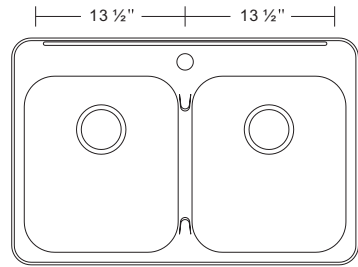
CHT3322-97 (T205)



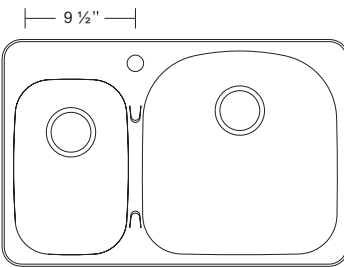
CHT3322-79 (T205A)



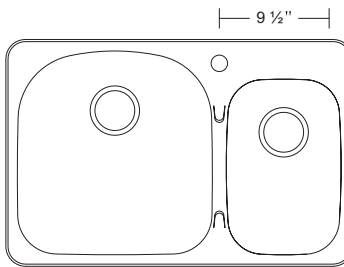
GLT3322-99LG (T206)



TOT3221-88



TOT3221-79



TOT3221-97

WARNING: SINKS WITH CUSTOM HOLES PUNCHED CAN NOT BE RETURNED!

Signature: _____

Date: _____

Wells Approval: _____

Date: _____